

VERIFIED UNCLASSIFIED

UNCLASSIFIED

LMR 6/11/79



Classification changed to UNCLASSIFIED

L A REPORT 38 by authority of the U. S. Atomic Energy Commission,

**C.1**

Per L.F. Cavell 10-18-56

~~This is property of~~ LE ~~BY~~ EXERCISE LIBRARY J. Martin 9-27-57

December 8, 1943

This document contains 13 pages

MEASUREMENTS OF  $\sigma_f(02)/\sigma_f(28)$  AND THE VALUE OF  $\sigma_f(02)$  PUBLICLY RELEASABLE  
AS A FUNCTION OF NEUTRON ENERGY  
LANL Classification Group

W. M. M. M. M.  
8/22/95

~~Physics - Nuclear Reactions~~

WORK DONE BY:

REPORT WRITTEN BY:


- G. L. Bailey
- J. M. Blair
- K. Greisen
- A. O. Hanson
- B. Long
- R. F. Taschek
- C. M. Turner
- J. H. Williams

R. F. Taschek

**For Reference**  
Not to be taken from this room



~~This information is the property of the National Defense of the United States and its transmission or the revelation thereof is prohibited by law.~~



UNCLASSIFIED

LOS ALAMOS NATIONAL LIBRARY

3 9338 00384 9386

UNCLASSIFIED

UNCLASSIFIED



ABSTRACT

The relative fission cross-section of O2 to 28 has been measured as a function of neutron energy in the range 1.2 to 2.0 Mev with one other value at 3 Mev. The O2 threshold is found to be about 1.17 Mev. Values of  $\sigma_f(O2)$  are determined from the Wisconsin measurements of  $\sigma_f(28)$ .  $\sigma_f(O2)$  rises to about 0.1 barn at 1.6 Mev and shows a minimum of about 20 percent near 1.75 Mev. The high energy point indicates a leveling off of the cross-section above 2 Mev.



UNCLASSIFIED

UNCLASSIFIED

. . . . .  
 . . . . .  
 . . . . .

UNCLASSIFIED

MEASUREMENTS OF  $\sigma_f(02)/\sigma_f(28)$  AND THE VALUE OF  $\sigma_f(02)$   
 AS A FUNCTION OF NEUTRON ENERGY

Previous measurements of the fission cross-section of thorium have indicated that it has a threshold near  $1.2 \text{ Mev}^1)$  and rises rapidly to a value of about  $0.1 \text{ barns}^2)$ . The present measurements consisted of determining the ratio  $\sigma_f(02)/\sigma_f(28)$  as a function of neutron energy, the thin foils of these elements being placed in the same parallel-plate ionisation chamber and simultaneously irradiated by mono-energetic neutrons from the  $\text{Li}(p,n)$  reaction.

The multiple-plate ionization chamber shown in Fig. 1 was used so that sufficient O2 could be used for a reasonable counting rate. Four O2 foils plated by Mrs. B. Long, each  $\sim 17 \text{ mm}$  in diameter contained a total of  $1.940 \text{ mg}$  of O2 determined by weighing. Two one inch foils of 28 which were at hand contained a total of  $1.823 \text{ mg}$  28; the material in these foils had been depleted and contained a total of only  $0.57 \%$  of 25. These six foils were mounted on the plates of the ionization chamber as shown in Fig. 1. In order to minimize the effects of slow neutrons on the remaining 25, glass insulating rings were used rather than lucite which contains hydrogen. Nearly all the chamber was constructed of aluminum to reduce the effect of  $\gamma$ -rays as reported in LA-19. The two halves of the chamber (each containing two O2 and one 28 foil) were each

1) LA-19 -- H. T. Richards

2) Ladenburg, Kanner, Barschall and Van Voorhis, Phys. Rev. 56, 168 (1939)

. . . . .  
 . . . . .

. . . . .  
 . . . . .

UNCLASSIFIED

CONFIDENTIAL

made reversible in such a way that the 28 could also be put outside and the O2 inside, and during the course of observations the foils were reversed in order to reduce the asymmetries in the geometry. A difference of about 10 percent in  $\sigma_f(O2)/\sigma_f(28)$  was found on reversing the chamber, consistent in direction with the change expected from the  $1/r^2$  variation of neutron flux. The chamber was always accurately centered on the target, the distance from target to first foil being  $3/4$ " if it was O2 and 1" if 28, so a maximum angle of about  $25^\circ$  was subtended at the target. The commutator arrangement shown allowed the foils to be kept on the same amplifiers.

Observations were made, at small energy intervals, especially between 1.5 Mev and 1.9 Mev, of O2 fission counts, 28 fission counts and proton current incident on the Li target. In Fig. 2 the observed values of  $\sigma_f(O2)/\sigma_f(28)$  are plotted at the maximum neutron energy incident upon the foils. The errors shown are those of statistics only and are approximately 5 percent for all points except the first two, for which they are 9.5 percent and 8.5 percent respectively, because of the low counting rate of O2. Due to the unexpected appearance of the minimum in the cross-section of Th (see Fig. 5) near 1.8 Mev repeated observations at closely spaced energies were made with foils direct and reversed and with the whole chamber removed and replaced one or more times at several energies near the minimum. The internal consistency of the data taken in direct or reversed position is in nearly all cases well within the statistical accuracy. At the lowest point especially, at 1.79 Mev, repeated observations were made at different times, all checking very closely.

Since the Li target had a thickness of 70 kv for protons and a finite angle was subtended by the foils at the target, the effective neutron

CONFIDENTIAL

CONFIDENTIAL



Wisconsin values are identical, one finds an almost perfect fit to the Wisconsin curve, while the handbook values deviate considerably above 1.4 Mev as shown by the dashed curve in Fig. 4.

The LA-11 curve for  $\sigma_f(28)$  has been drawn smoothly through the Wisconsin data and two D(dn) points<sup>4)</sup> at 2.7 Mev and 3.8 Mev neutron energy weighting the two latter points heavily. The absolute values of  $\sigma_f(28)$  in CF-636 and A-1340 are close to the extrapolated Wisconsin curve if one assumes that the D.T.M. Mn bath flux measurements and the Wisconsin CP counter measurements are both correct.

It appears from the present observations that the Wisconsin data are essentially correct, so far as relative values are concerned, up to 2 Mev, and that the curve in LA-11 gives too low values between 1.4 Mev and 1.7 Mev and too high above 1.7 Mev. A further value of  $\sigma_f(28)$  of  $0.49 \times 10^{-24}$  cm<sup>2</sup> at a maximum neutron energy of 4.0 Mev is reported in FM-120.

Also plotted in Fig. 4 are the O2 counts/ $\mu$ coulomb. It will be seen that while the 28 counting rate rises smoothly, the O2 counting rate (plotted at maximum neutron energy) has a considerable and reproducible dip near 1.8 Mev, showing that the minimum in  $\sigma_f(O2)/\sigma_f(28)$  is actually due to the O2.

The values for  $\sigma_f(O2)$  are shown in Fig. 5, the dashed curve plotted at maximum energy, the solid curve after making the necessary energy corrections, both curves being based on the Wisconsin  $\sigma_f(28)$  data. The Wisconsin curve has been corrected for target thickness only, but an estimate from the geometry

---

4) CF-636 -- N.P. Heydenburg -- See also A-1340

::::: . . . . .  
 . . . . .  
 . . . . .  
 . . . . .

used in obtaining  $\sigma_f(28)$  indicates that the response correction will roughly compensate for geometry and yield corrections. The minimum in  $\sigma_f(02)$  is still clearly present, and is also present even if the IA handbook curve for  $\sigma_f(28)$  is used.

To check on background and on the effect of 25 in the samples, observations were made with 600 kv neutrons, first with a quartz plate stopping the proton beam in front of the target and then with the 600 kv neutrons incident on the foils. No appreciable effect was found with the quartz in, while with the quartz out a very small counting rate was obtained from the 28 foil (much less than one percent of the counting rate at 1.4 Mev). No counts were obtained from the 02 foils.

A further value of  $\sigma_f(02)/\sigma_f(28)$  was obtained at a maximum neutron energy of 3.1 Mev using the  $O^0$  neutrons from the D-D source. This source was made available by the courtesy of the P3 group. The effective neutron energy from the thick D target is not known in this case but lies somewhere between 2.5 and 3.1 Mev. The value  $\sigma_f(02)/\sigma_f(28) = 0.175 \pm .01$  from all data taken is subject to some doubt since reversing the orientation of the foils changed the ratio in the wrong direction from what was to be expected. Two separate sets of data, taken on one side before and after reversal, check well within statistical accuracy so the doubt is thrown upon the other orientation on which unfortunately only a single set of observations were made. If data from both foil orientations is used  $\sigma_f(02) = 0.118 \pm 5$  percent barns, based on a value of 0.675 barns for  $\sigma_f(28)$  extrapolated from the Wisconsin data, while by using the presumably more reliable ratio from the checked foil orientation one finds  $\sigma_f(02) = .100 \pm 6$  percent barns. The corresponding values based on the IA

. . . . .  
 . . . . .  
 . . . . .

. . . . .  
 . . . . .  
 . . . . .

CONFIDENTIAL

handbook value of 0.94 for  $\sigma_f(28)$  at 2.1 Mev are 0.165 and 0.159.

Ladenburg et al<sup>2)</sup> have published  $\sigma_f(02) = 0.1$  and  $\sigma_f(28) = 0.5$  barns with a probable error of about 25 percent at 2.4 Mev effective neutron energy. They have also given four ratios  $\sigma_f(02)/\sigma_f(28)$ , which are subject to an uncertainty in the relative masses of their samples, but which, if normalized to the above absolute values, become 0.223 barns at 2.11 Mev, 0.20 at 2.42 Mev, 0.20 at 2.9 Mev and 0.21 barns at 3.12 Mev. These overlap in energy the D-D point taken in this experiment, and the presumably most reliable value of the ratio here observed is about 20 percent lower. If, however, one assumes that their  $\sigma_f(02)$  value is better than  $\sigma_f(28)$  (since even the extrapolated Wisconsin data gives  $\sigma_f(28) = 0.58$  barns at 2.42 Mev) then  $\sigma_f(02)/\sigma_f(28) = 0.172$  at 2.42 Mev, in much better agreement with the present data. It therefore appears that  $\sigma_f(02)$  remains roughly constant above 2 Mev at a value somewhere near 0.1 barns the most doubtful information being the value of  $\sigma_f(28)$  above this energy.

CONFIDENTIAL

CONFIDENTIAL



APPROVED FOR PUBLIC RELEASE

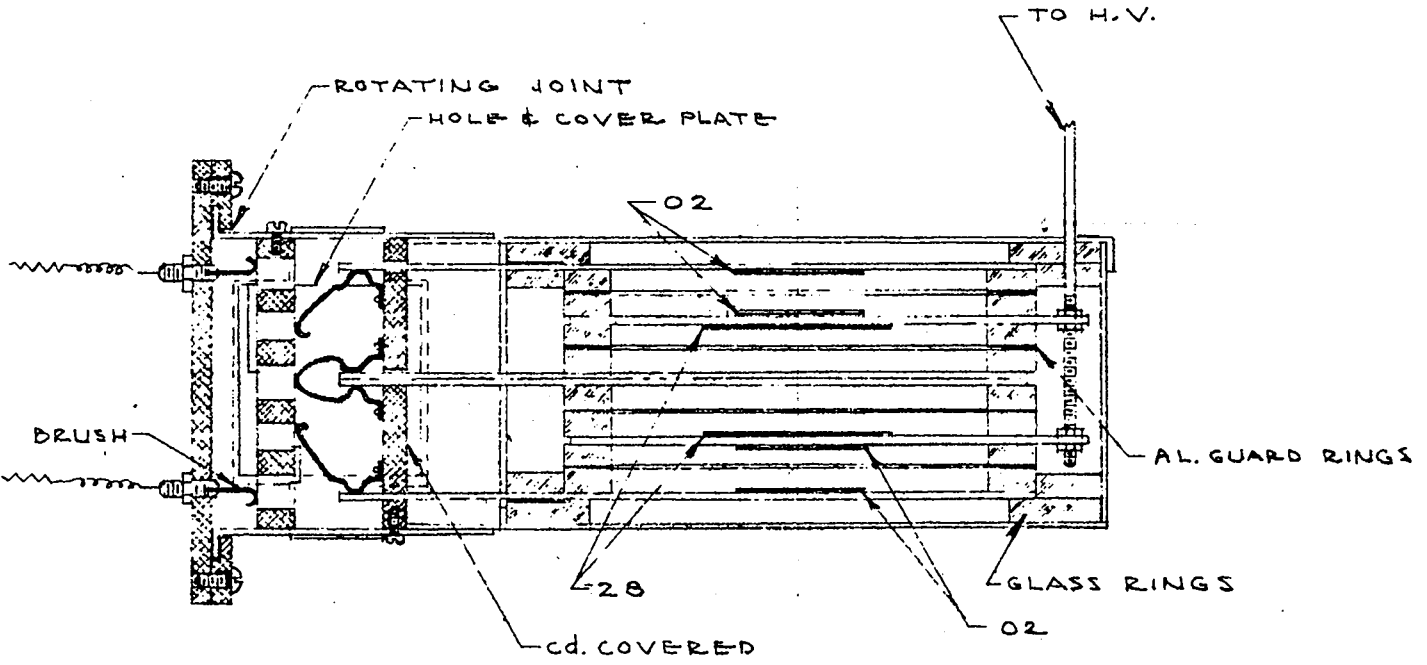


Fig 1

This document contains information of a technical nature  
 [REDACTED]  
 [REDACTED]

SECRET

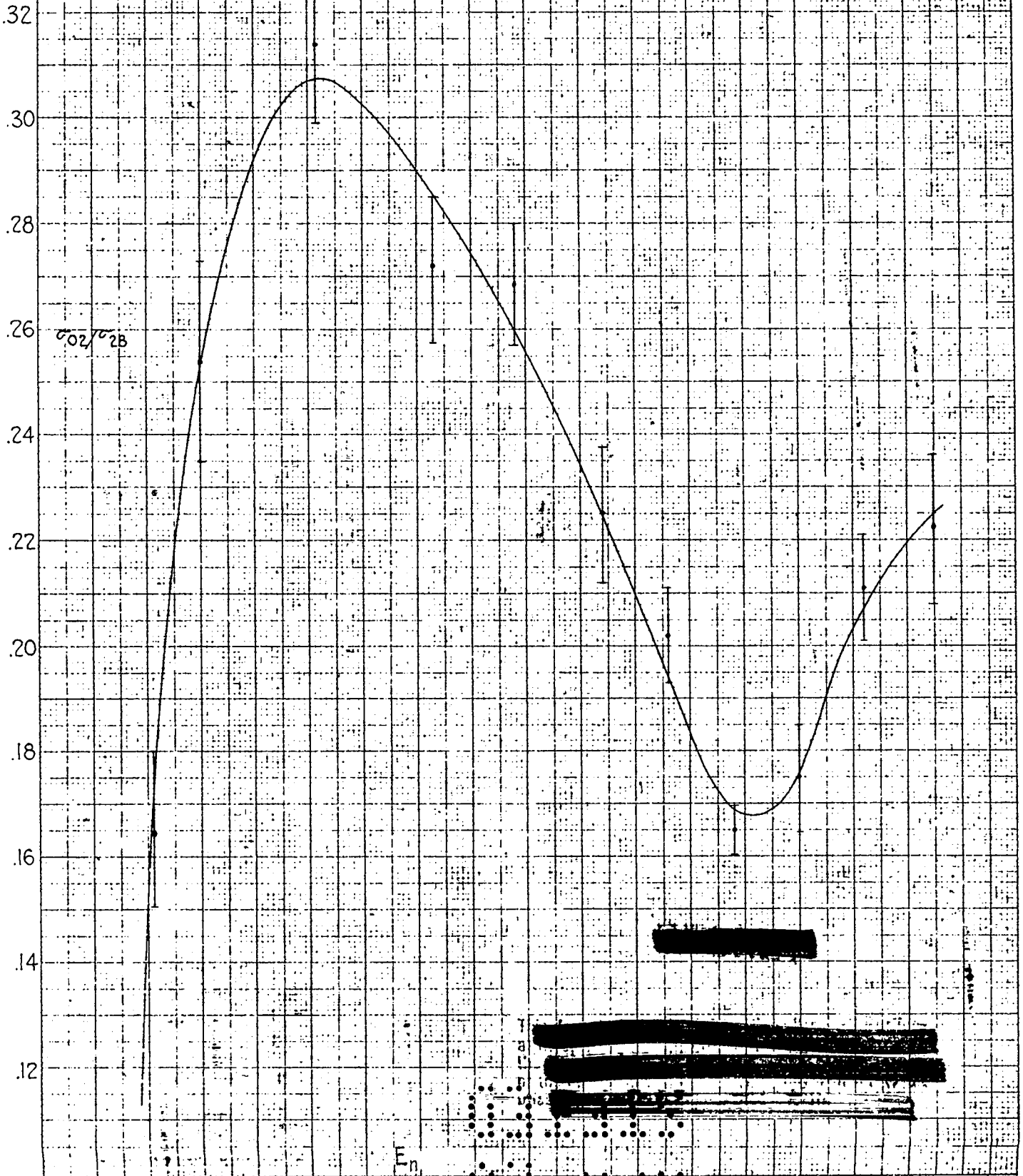
SECRET

APPROVED FOR PUBLIC RELEASE

SECRET

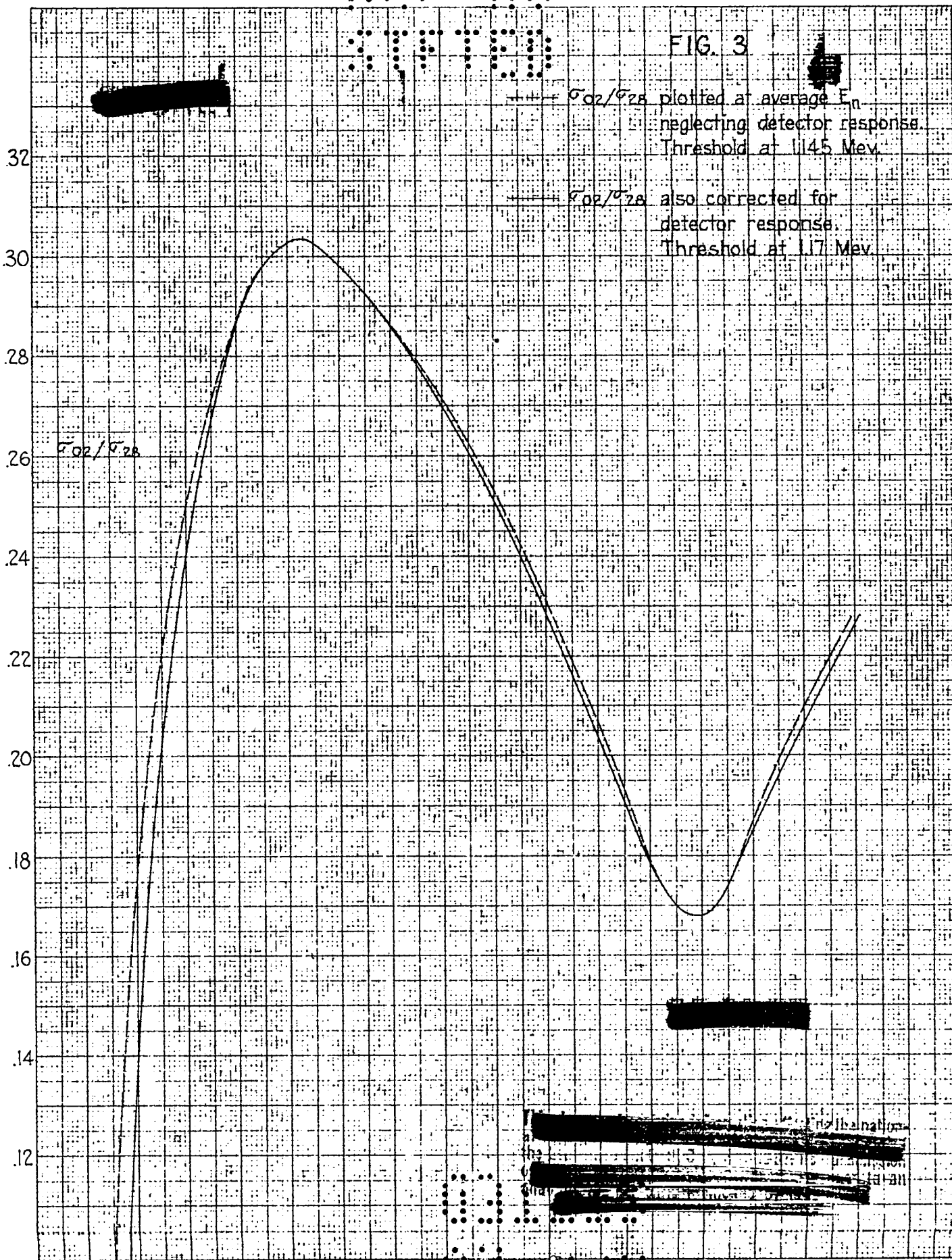
FIG. 2

Observed  $\sigma_{02}/\sigma_{28}$  plotted at  
maximum  $E_n$   
Threshold at 1.22 Mev.



REF ID: A66888

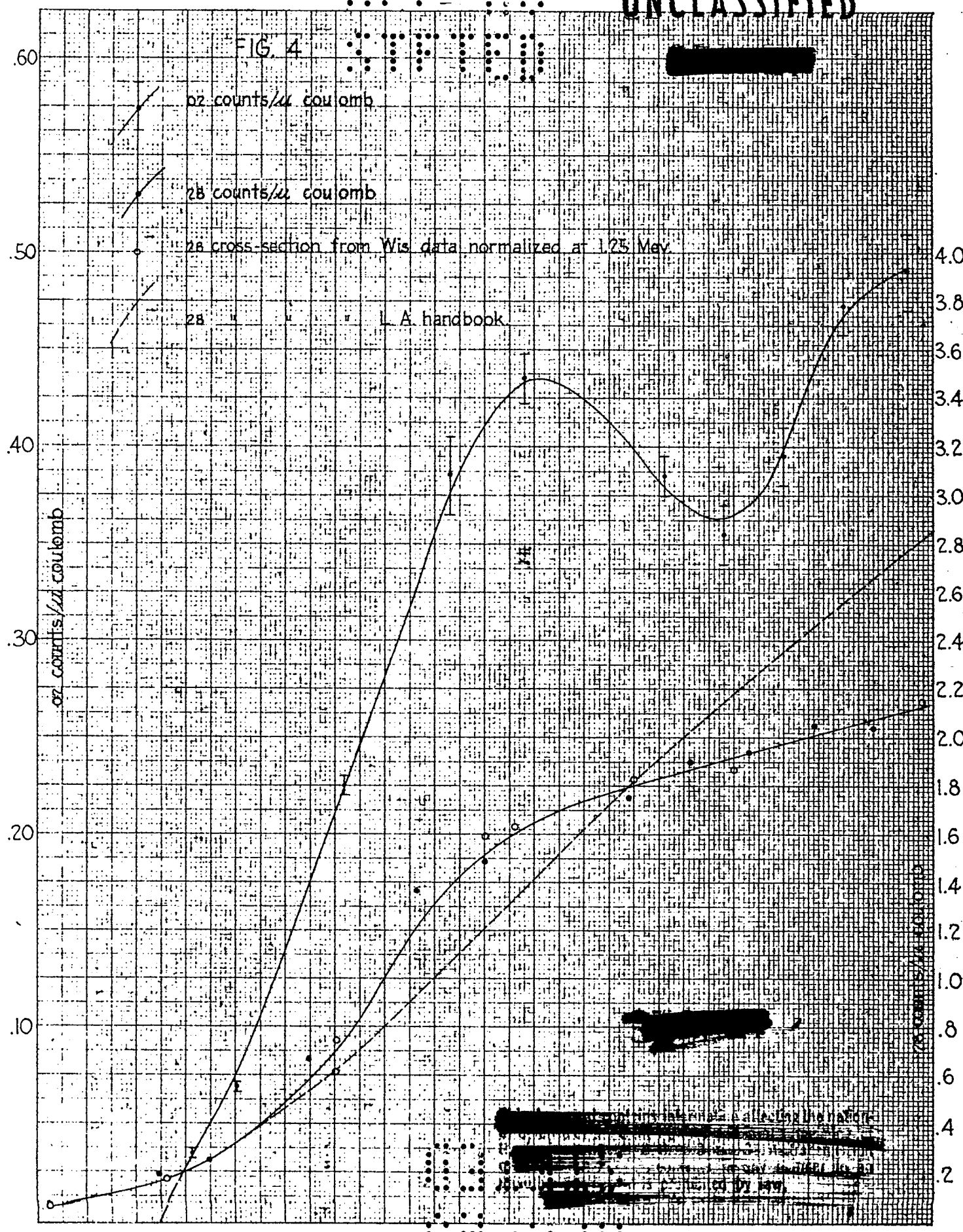
FIG. 3



KEUFFEL & ESSER CO., N. Y. NO. 155H-14  
Multimeter, 1/2 mm. lines horizontal, cm. lines heavy  
MADE IN U. S. A.

UNCLASSIFIED

FIG. 4

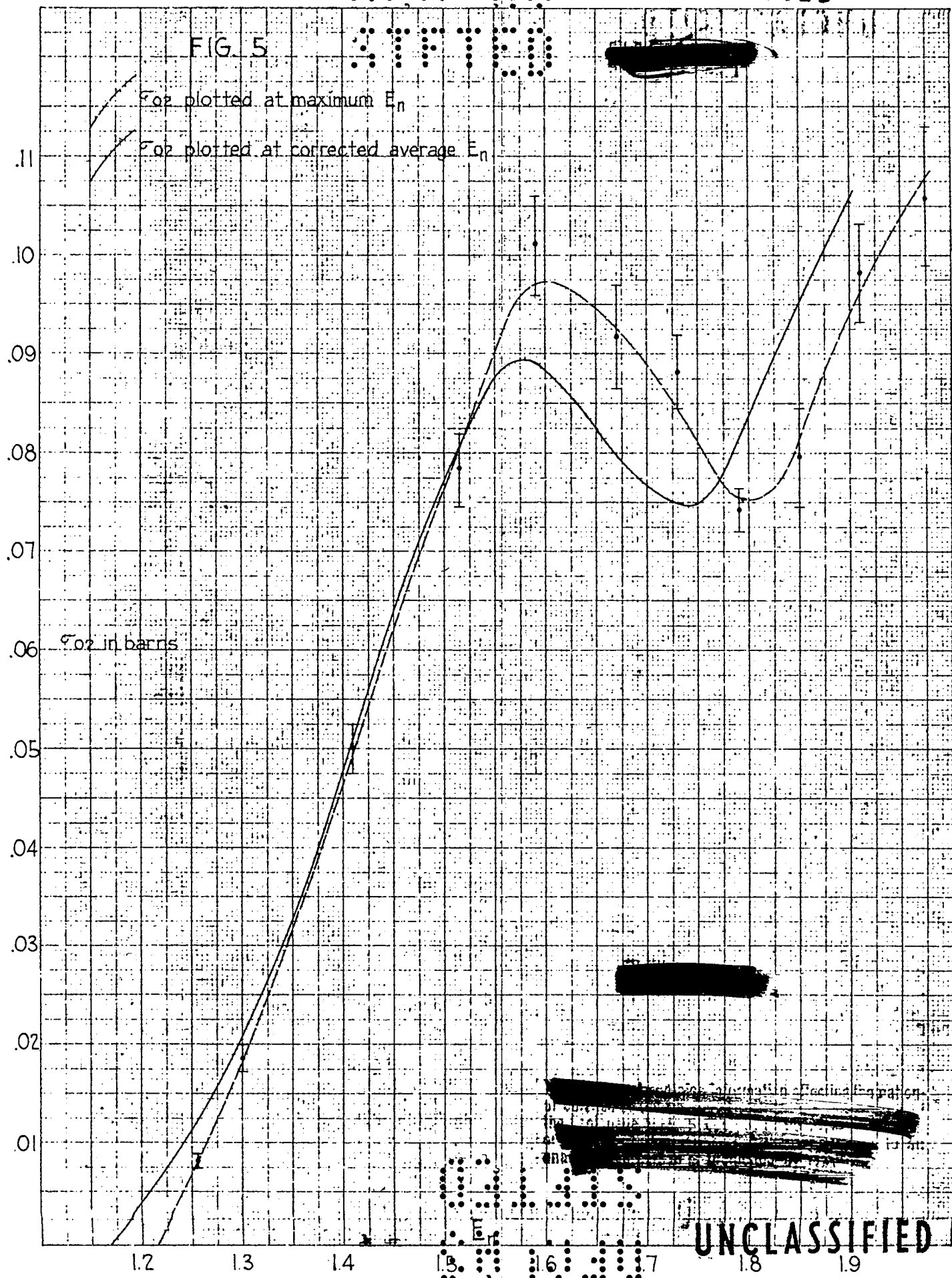


REF ID: A66888

UNCLASSIFIED

UNCLASSIFIED

FIG. 5



UNCLASSIFIED

UNCLASSIFIED